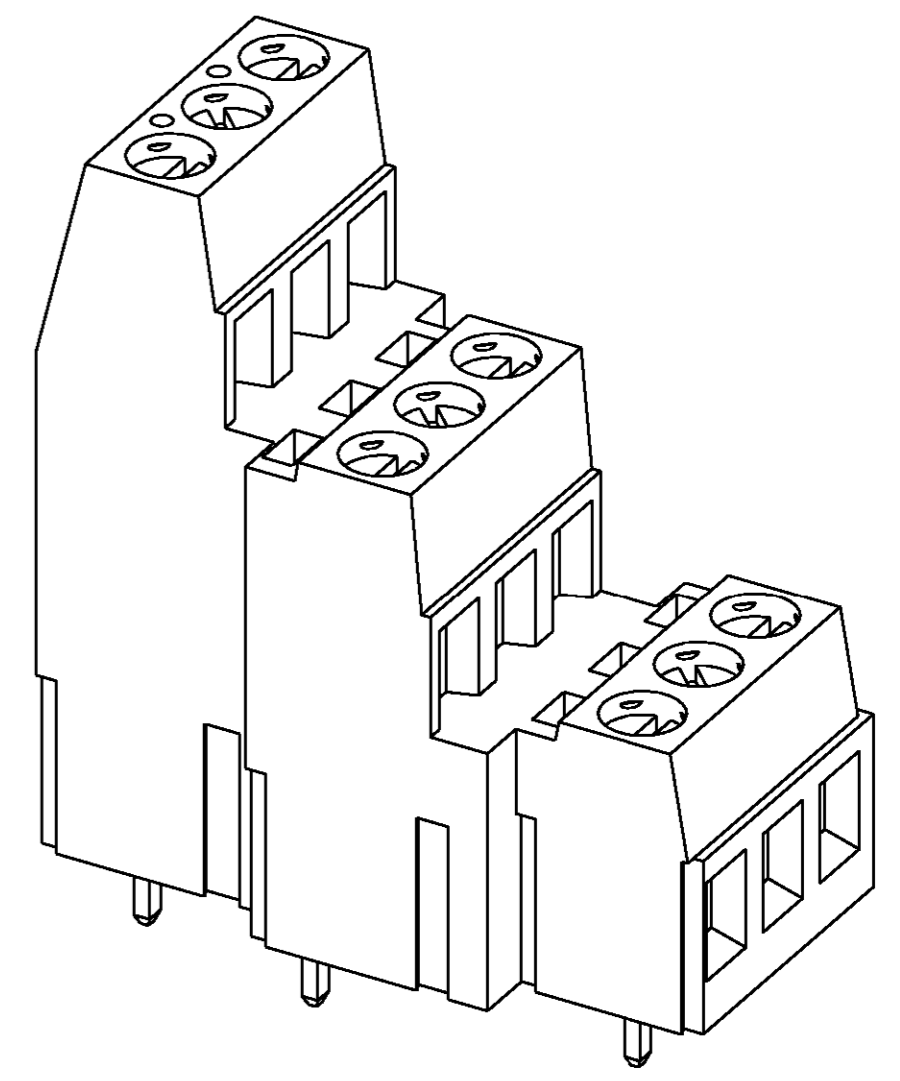
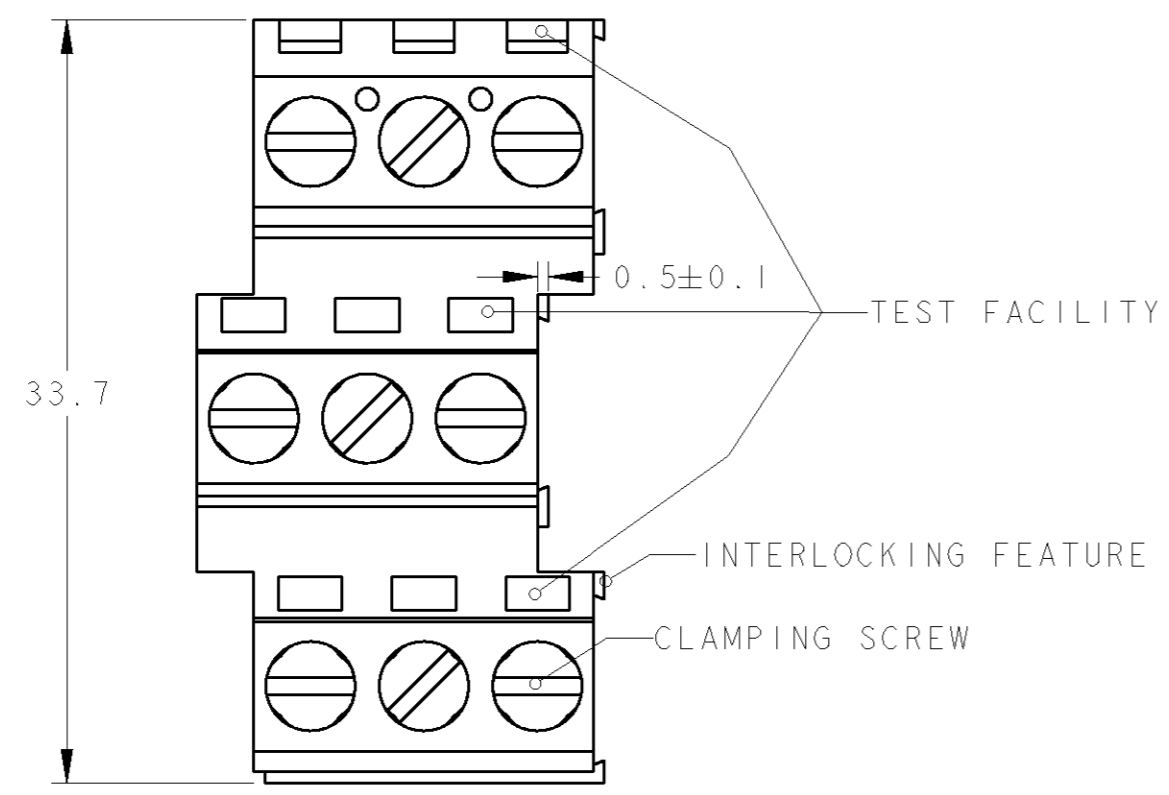


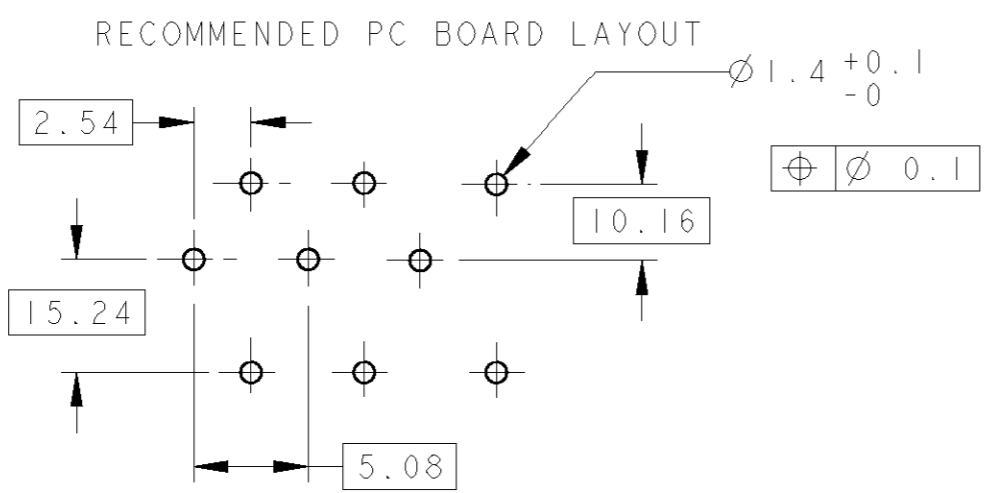
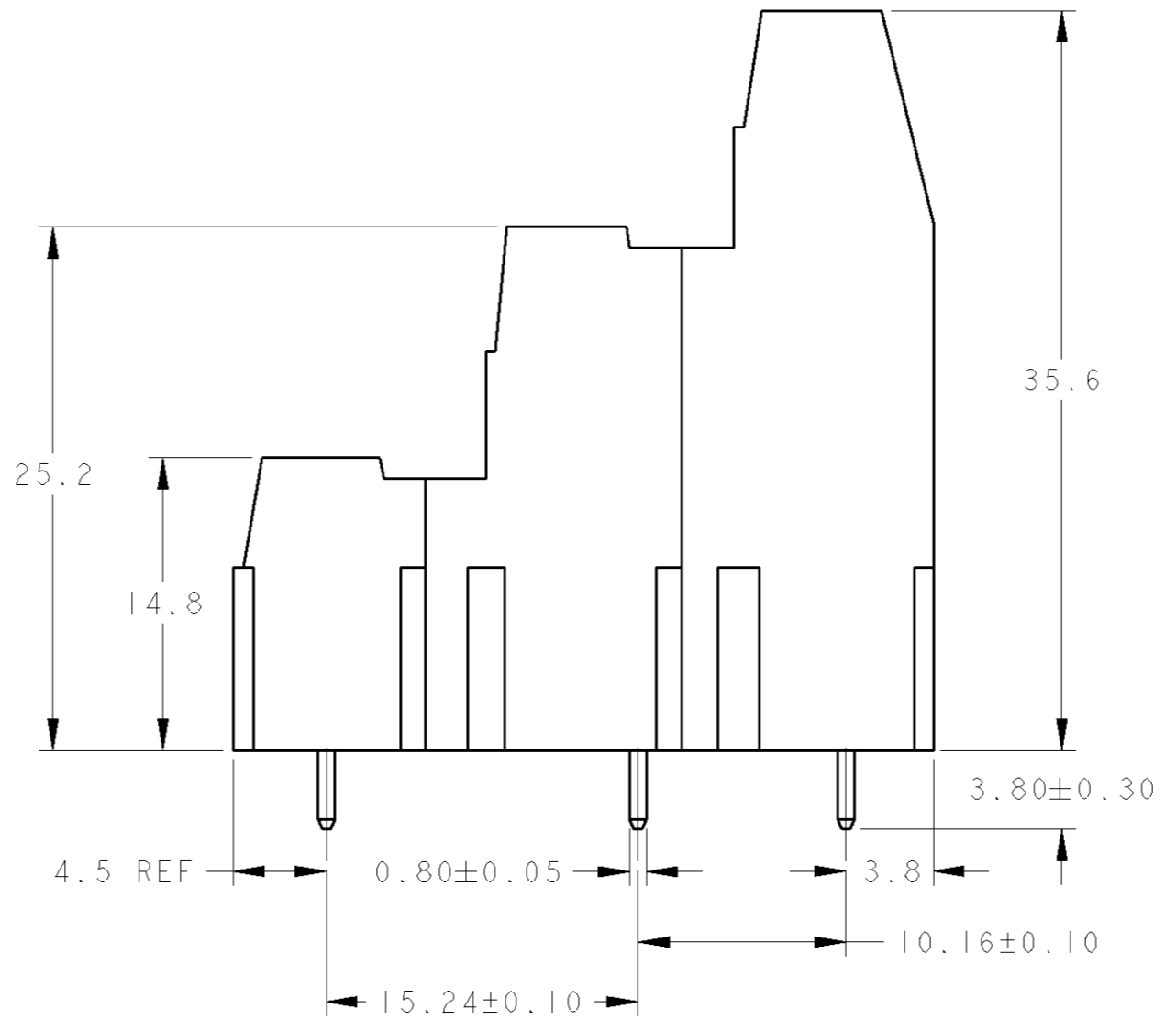
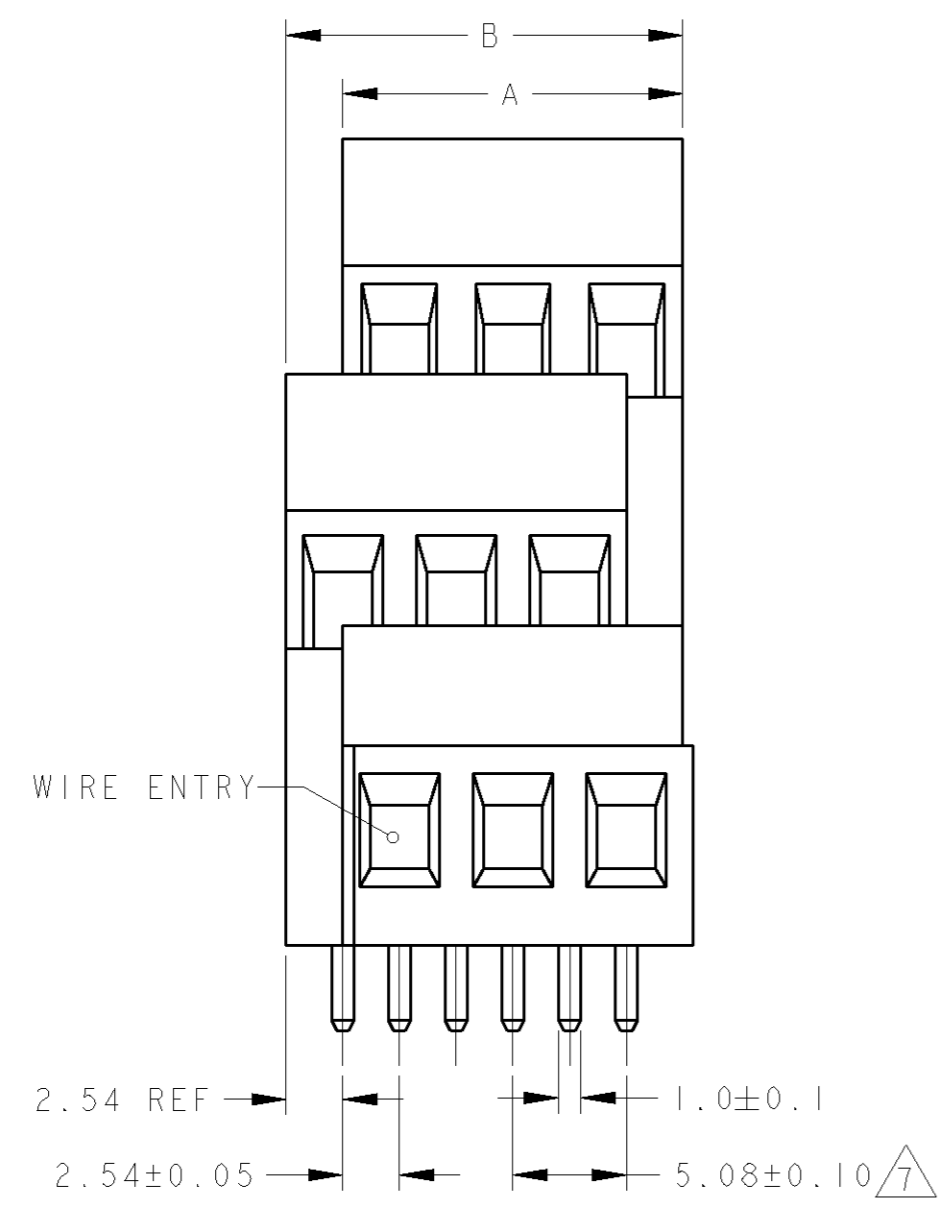
THIS DRAWING IS UNPUBLISHED. RELEASED FOR PUBLICATION 20  
 © COPYRIGHT 20 BY TYCO ELECTRONICS CORPORATION. ALL RIGHTS RESERVED.

LOC	DIST	REVISIONS					
FT	0	P	LTR	DESCRIPTION	DATE	DWN	APVD
		C		REVISED PER 063B-0119-01	17DEC2001	EZ	DB

- 1 MATERIALS AND FINISH  
 HOUSING: PA 6-6, UL 94-V0, COLOR GREEN.  
 CLAMP: BRASS, NICKEL PLATED.  
 TERMINAL: BRASS, TIN PLATED.  
 CLAMPING SCREW: M3, BRASS, NICKEL PLATED.
- 2 SUITABLE FOR 1,6-2,4mm PC BOARD THICKNESS.
- 3 END-TO-END STACKABLE W/INTERLOCK WITHOUT LOSS OF CENTERLINE SPACING.
- 4 WIRE SIZE RANGE  
 12 - 30 AWG
- 5 RECOGNIZED UNDER THE COMPONENT PROGRAM OF UNDERWRITERS LABORATORIES INC., FILE N° E60677.
- 6 IMO CERTIFICATE WITH SURVEILLANCE IN CONFORMITY WITH TEC 998-1/998-2-1.
- 7 NOT CUMULATIVE TOLERANCE.



282897-3 AS SHOWN



DIM. B	DIM. A	N° OF POS.	PART NUMBER
17.78	15.24	3	282897-3
12.70	10.16	2	282897-2

THIS DRAWING IS A CONTROLLED DOCUMENT FOR TYCO ELECTRONICS CORPORATION IT IS SUBJECT TO CHANGE AND THE CONTROLLING ENGINEERING ORGANIZATION SHOULD BE CONTACTED FOR THE LATEST REVISION.		DWN E. ZANOLINI 17DEC2001 CHK D. BIEVENOUR 17DEC2001 APVD D. BIEVENOUR 17DEC2001	<b>BUCHANAN</b> Tyco Electronics Harrisburg, PA 17105-3608
DIMENSIONS: mm 	TOLERANCES UNLESS OTHERWISE SPECIFIED: 0 PLC ±.3 1 PLC ±.3 2 PLC ±.25 3 PLC ±.25 4 PLC ±.25 ANGLES ±2 FINISH	PRODUCT SPEC 108-20166 APPLICATION SPEC 114-20079 WEIGHT -	NAME TERMINAL BLOCK, PCB MOUNT THREE LEVEL STACKING W/INTERLOCK, 5.08mm PITCH SIZE A2 CAGE CODE 00779 DRAWING NO. 282897 RESTRICTED TO -
MATERIAL 1 - 1		CUSTOMER DRAWING	SCALE 3:1 SHEET 1 OF 1 REV C