

SECURE LIGHTING

DESIGNED TO MEET REQUIREMENTS OF MIL-L-3661B

Used for secure low light level nighttime operation and normal daytime operation.

Features

- These indicators are designed to meet the Secure Lighting Statement of Work Priorities instituted by CECOM (Communications Electronics Command), Div. of the U.S. Army.
 1. A maximum of .5% of the total energy emitted between 350 nanometers and 930 nanometers shall be above 700 nanometers.
 2. Intensity reduction is accomplished by a complete blackout mechanical dimmer.
 3. A narrow radiation pattern is maintained by using a flush mounted flat lens.
- The secure lighting cap is compatible with standard Dialight Lampholders.
- High engineering standards coupled with quality material produce a lens cap design that eliminates light leaks.



T-1 3/4 Midget Flange Base

Manufacturer's Ratings

Lamp No.	Volts	Amperes	Candlepower	Hours
327*	28.0	.04	.34	4,000
328*	6.0	.20	.63	1,000

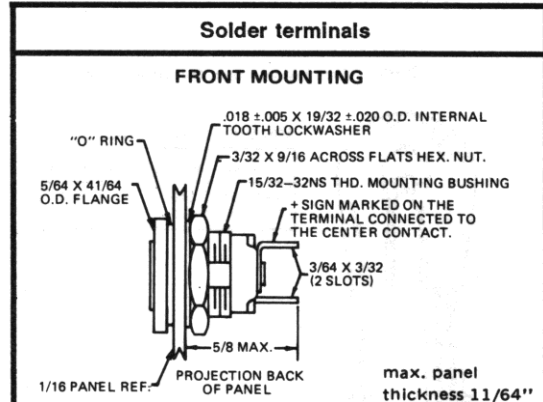
*Conforms to MS25237



241-8430-0001-503

BASE
PART
NUMBER

MOUNT IN 15/32" CLEARANCE HOLE

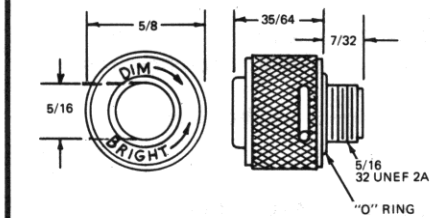


LH89/1 367-8430-09-503

MATERIALS AND FINISHES

- **Mounting Bushing:** Aluminum, black anodize finish
- **Internal-tooth Lockwasher and Mounting Nut:** Steel, cadmium plated with yellow iridescent chromate finish
- **Terminals:** Brass, hot-tinned with elongated slots

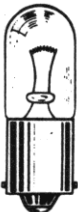
Cap Filter Color Cap Part Numbers



Blue-Green	241-0001
Green	241-0002
Yellow	241-0003

COMPLETE ASSEMBLY PART NUMBERS

241-8430-0001-503
241-8430-0002-503
241-8430-0003-503



T-3 1/4 Miniature Bayonet Base

Manufacturer's Ratings

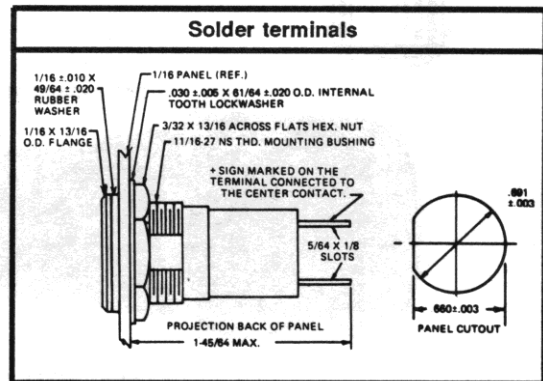
Lamp No.	Volts	Watts	Amperes	Candlepower	Hours
313	28.0	4.7	0.17	3.5	500
316	6.0	4.2	0.70	3.4	500



242-0410-0001-203

BASE
PART
NUMBER

MOUNT IN 11/16" CLEARANCE HOLE

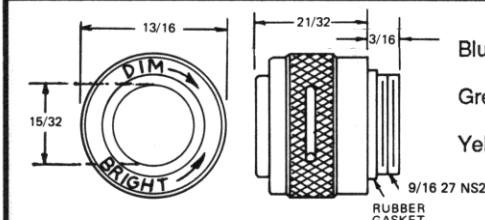


LH76/3 373-0410-01-203

MATERIALS AND FINISHES

- **Mounting Bushing and Lens Holder:** Brass, black nickel finish
- **Mounting Nut:** Brass, white nickel finish
- **Internal-tooth Lockwasher:** Phosphor bronze, white nickel finish
- **Terminals:** solder — Brass, hot-tinned with elongated slot

Cap Filter Color Cap Part Numbers



Blue-Green	242-0001
Green	242-0002
Yellow	242-0003

COMPLETE ASSEMBLY PART NUMBERS

242-0410-0001-203
242-0410-0002-203
242-0410-0003-203